



Believe Strive Achieve



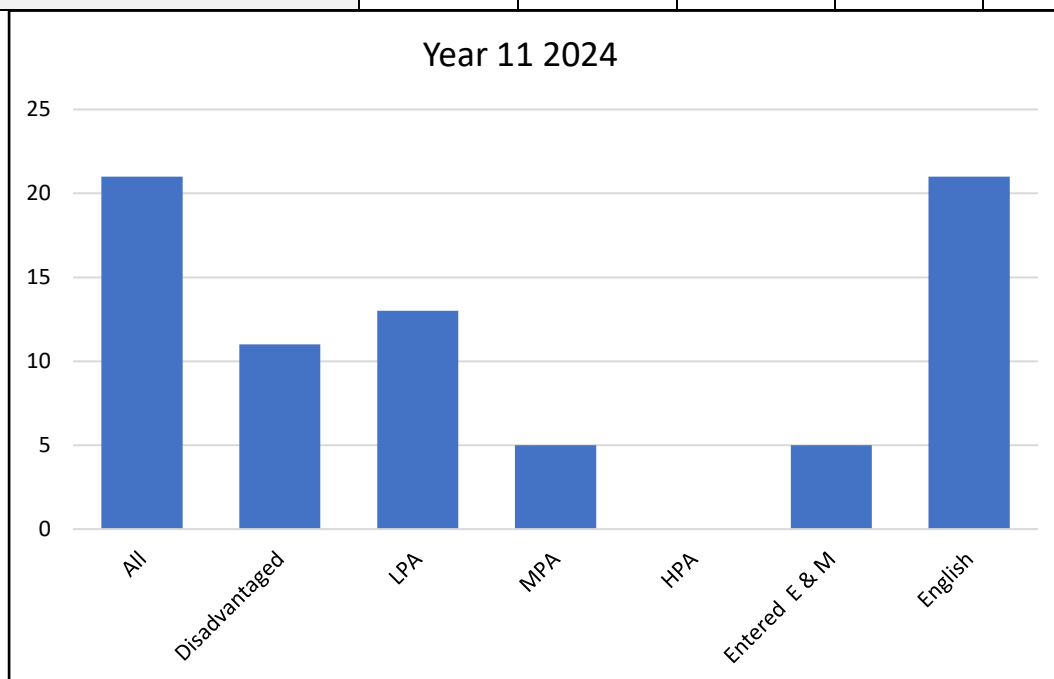
Examinations Review 2024

Contents

Cohort	Page 2
Examinations Headlines	Page 3
Number of pupils achieving Level 1 and 2 Passes	Page 4
Five Year Trend	Page 5
Vulnerable Groups	Page 6
Subject Grades	Page 7
Subjects Progress	Page 9

Cohort Comparison

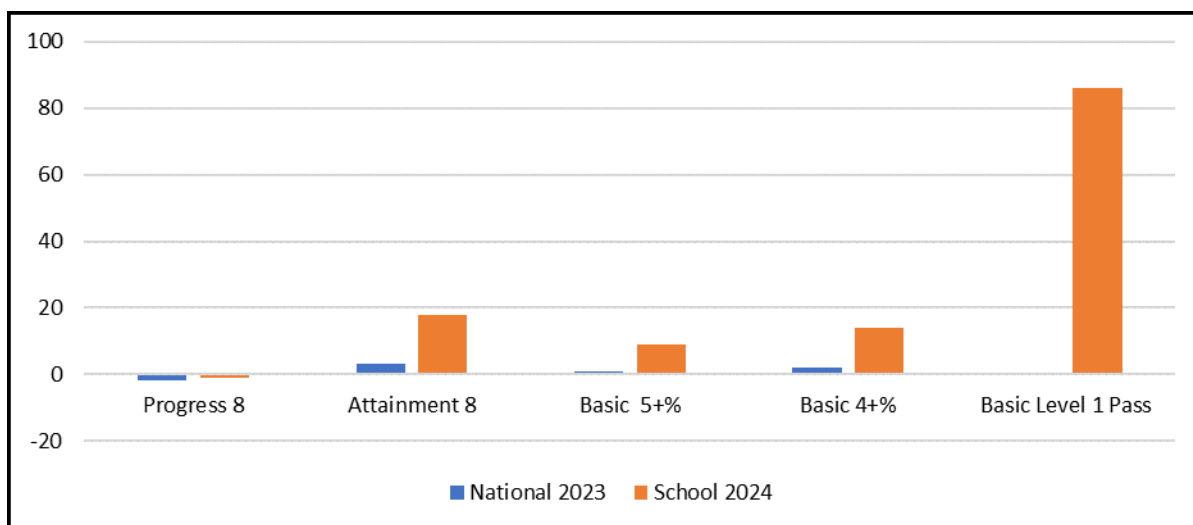
	2020	2021	2022	2023	2024
All	17	14	14	13	21
Disadvantaged (Pupil Premium)	12	8	7	8	11
Low Prior Attaining (Key stage <100)	6	10	13	4	13
Mid Prior Attainment (Key stage 100-110)	7	3	0	2	5
High Prior Attainment (Key stage 2 >110)	3	0	0	1	0
Entered for GCSE English and Maths	11	13	7	5	8
English first Language	17	14	13	13	21



Key:

LPA = Low prior attainer at KS2	HPA = High prior attainer at KS2
MPA = Middle prior attainer at KS2	E & M = English and Maths

Examinations Headlines



Hailey Hall’s achievement is very good, when compared and contextualised with national data. This is due to quality of teaching learning in the school. We provide excellent interventions as and when identified by the team, as being necessary to support individuals in their progress and achievement.

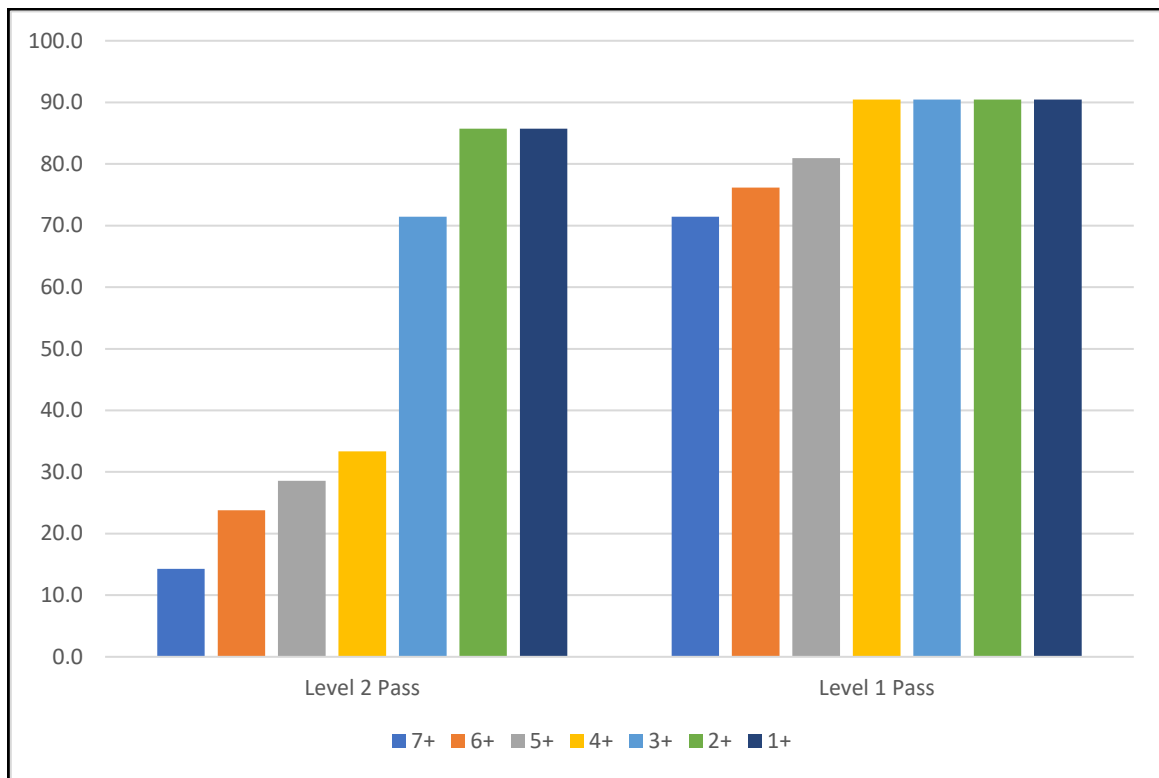
- The average attainment 8 score for our pupils was 17.67 points **COMPARED TO 2023 DATA, WHICH WAS 3.1 NATIONALLY FOR OTHER SPECIAL SCHOOL PUPILS IN 2023.**
- The Attainment 8 figure using the average of subjects that pupils study at our school and not all on the Attainment 8 official list is 23.7
- Our Progress 8 figure for 2024 is -1.09 **COMPARED TO -1.69 FOR OTHER SPECIAL SCHOOL PUPILS NATIONALLY IN 2023.**
- The Progress 8 figure using the average of subjects that pupils study at our school and not all on the Progress 8 official list is -0.5
- In 2024 14% of pupils achieved a GCSE 4 or above grades in both English and Mathematics **COMPARED TO 1.9% FOR OTHER SPECIAL SCHOOL PUPILS NATIONALLY IN 2023.**

Subgroup	Count	Progress 8	Attainment 8	Basic * 5+ %	Basic* 4+%	Basic Level 1
2023 National State Funder Special School*		-1.69	3.1	0.7	1.9	-
Hailey Hall 2024	21	-1.09 (-0.5)	17.67 (23.7)	9%	14%	86%

*The Basic 4+ figure is the percentage of pupils who achieved above a grade 4 in Maths and in English. The English can be in either English Language or Literature.

*2023 National State Funder Special School, boys, <https://explore-education-statistics.service.gov.uk/data-tables/key-stage-4-performance>

% of pupils achieving number of passes and above at Level 2 and Level 1

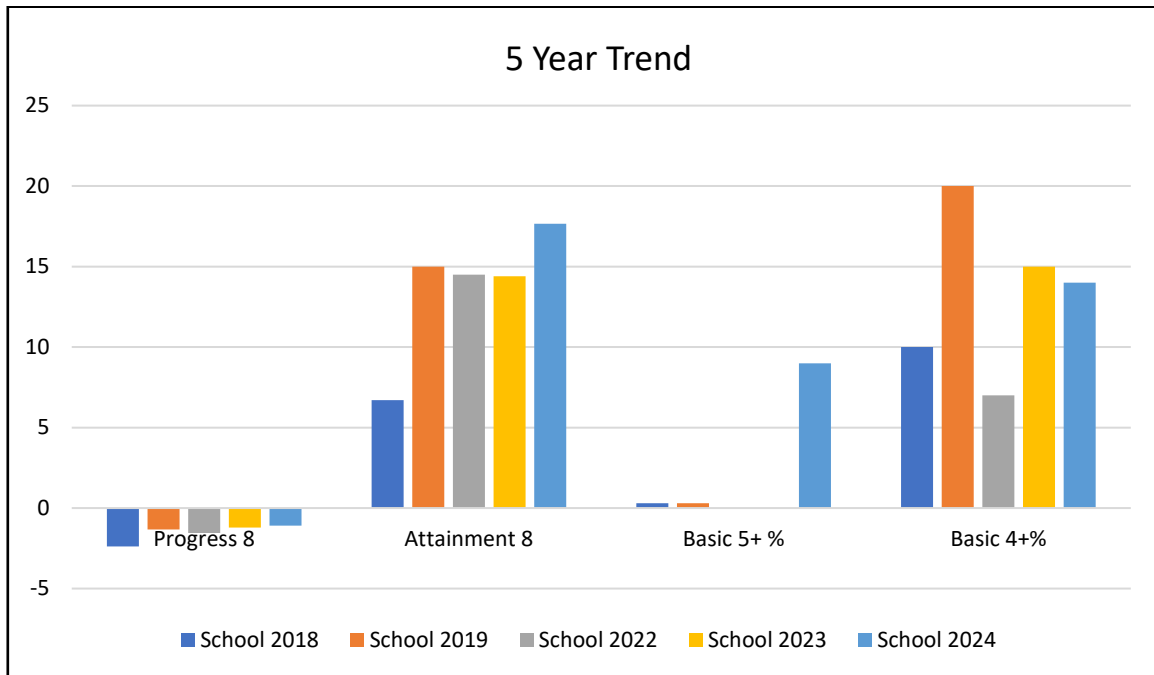


	Total	7+	6+	5+	4+	3+	2+	1+
Level 2 Pass	21	3 (14%)	5 (23.8%)	6 (28.6%)	7 (33.3%)	15 (71.4%)	18 (85.7%)	18 (85.7%)
Level 1 Pass	21	15 (71.4%)	16 (76.2%)	17 (81%)	19 (90.5%)	19 (90.5%)	19 (90.5%)	19 (90.5%)

A level 2 is either a GCSE 4 or above or a vocational Level 2 pass or equivalent.

A Level 1 pass is grade 1 – 3 in a GCSE or a Level 1 pass, merit or distinction for BTEC courses.

5 Year Trend

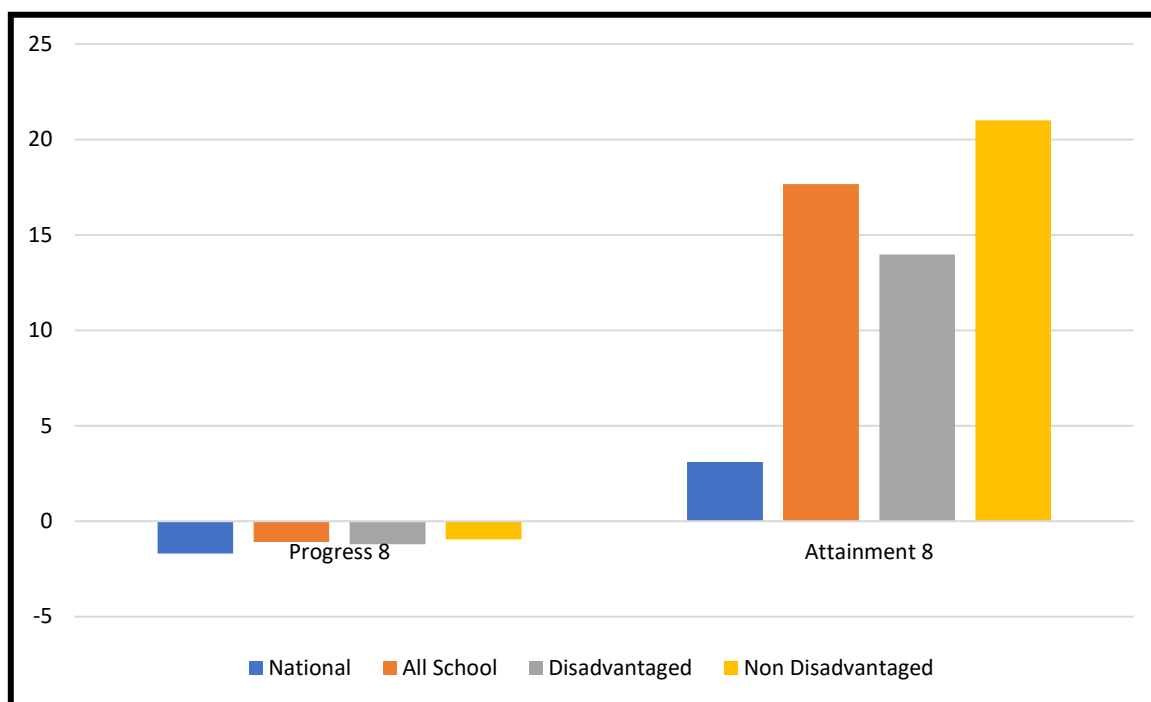


- The average Attainment 8 score for our pupils in 2024 was 17.67 points **COMPARED TO 14.4 POINTS IN 2023.**
- Our Progress 8 figure for 2024 was -1.09 **COMPARED TO -1.22 IN 2023.**
- In 2024 14% of pupils achieved 4 or above grades in both English and Mathematics **COMPARED TO 15% IN 2023.**
- 9% of pupils achieved 5 or above grades in both English and Mathematics **COMPARED TO 0% IN 2023**

Subgroup	Count	Progress 8	Attainment 8	Basic 5+ %	Basic 4+%
School 2024	21	-1.09 (-0.5)*	17.67 (23.7)*	9	14
School 2023	13	-1.22 (-0.47)*	14.4 (26.4)*	0	15
School 2022	14	-1.55	14.5	0	7
School 2021	14	-0.31	29.17	7	50
School 2020	17	-0.96	20	11	35
School 2019	8	-1.33	15	0	20
School 2018	10	-2.39	6.7	0	10

*Hailey Hall 'P8' score when factoring in all HH subjects offered.

Vulnerable Groups



Hailey Hall supports disadvantaged pupils by providing additional intervention and support.

- The Attainment 8 score for our disadvantaged pupils is 13.97 **COMPARED TO 2.8 POINTS NATIONALLY IN 2023 DFE CALCULATION.**
- The Progress 8 figure for our disadvantaged pupils was -1.21 **COMPARED TO -1.72 NATIONALLY IN 2023 DFE CALCULATION.**

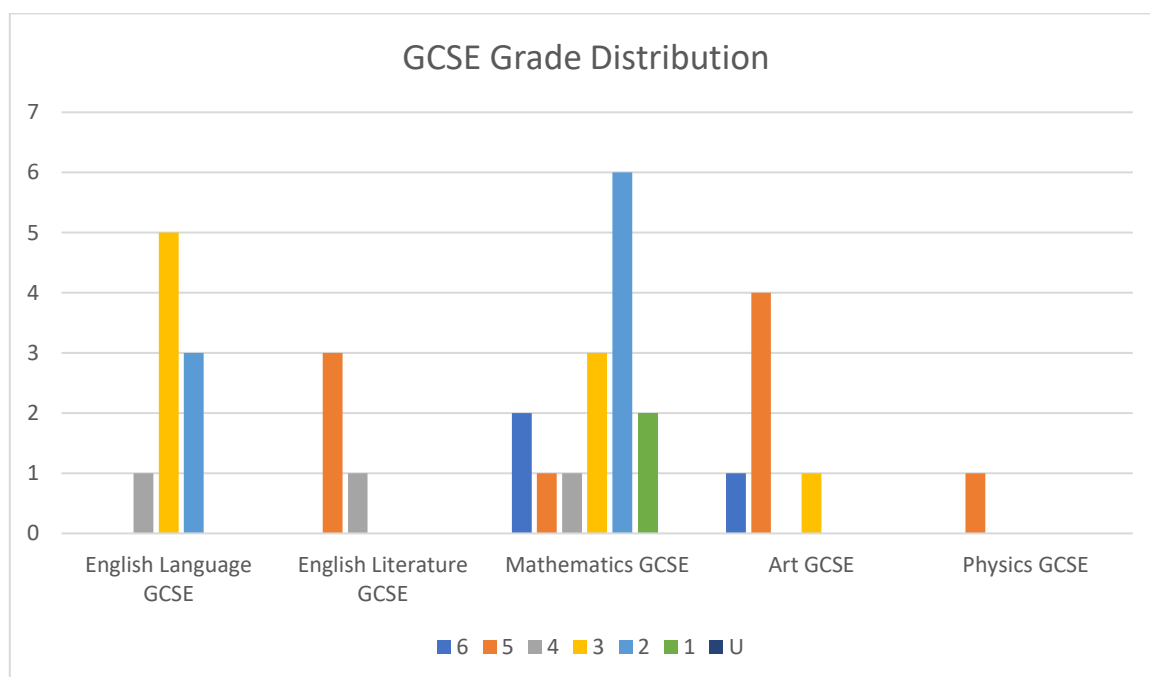
Subgroup	Count	Progress 8	Nat* 2023	Count	Attainment 8 School	Nat* 2023
All School	19	-1.09	-1.69	21	17.67	3.1
Disadvantaged (PP)	10	-1.21	-1.72	11	13.97	2.8
Non Disadvantaged (Non PP)	9	-0.96	-	10	21	-
Low Prior Attaining	14	-0.78	-	13	16.29	-
Mid Prior Attainment	5	-1.97	-	5	22.7	-
Hight Prior Attainment	0	-	-	0	-	-
Entered for GCSE English and Maths	8	-0.71	-	8	26.16	-

*2023 National State Funder Special School, boys, <https://explore-education-statistics.service.gov.uk/data-tables/key-stage-4-performance>

Subject Grades 2024

	7	6	5	4	3	2	1	U
English Language GCSE (Inc 2.0)				1	5	3		
English Literature GCSE			3	1				
Mathematics GCSE		2	1	1	3	6	2	
Art GCSE		1	4		1			
Physics GCSE			1					

The table above and graph below show the grade distribution for our GCSE qualifications. It is very encouraging to see the number of GCSE 4+ achieved across the subjects, especially in art where all pupils achieved at least a GCSE 5. It is positive to see the results for English literature where 4 GCSE 4+ were achieved, when compared to only 2 GCSE 4+ in 2023. English language achieved 1 GCSE 4+ compared to 2 GCSE 4+ in 2023. This may seem disappointing, however the progress made towards targets shown on page 9 show more pupils met their targets in English language compared to 2023. This demonstrates the impact of the work done by the English department with support from HFL to develop the English curriculum over the academic year. Maths achieved 4 GCSE 4+ which is an improvement on 3 GCSE 4+ from 2023, which is again very positive. It was fantastic to see that due to the adaptability of our curriculum and dedication of our art teacher, we were able to achieve a GCSE 5 in physics. This particular pupil showed a true passion and interest in physics and as a result, we adapted our curriculum to make this possible and allow this pupil to go on and achieve in this subject.



The table below shows the grade distribution for all vocational qualifications. It is very encouraging to see all pupils achieving at least a level 2 pass in craft, food and cookery and employability. Achievements in science are also excellent with all but 1 pupil achieving at least a level 2 pass and some going onto a merit, distinction and distinction*. It is worth noting also the level 2 qualifications achieved in English and maths, which are equivalent to a GCSE 4.

	Level 2 Dist *	Level 2 Dist	Level 2 Merit	Level 2 Pass	Level 1 Dist	Level 1 Merit	Level 1 Pass
Functional Skills English Level 1							17
Functional Skills English Level 2				4			
Functional Skills Maths Level 1							11
Functional Skills Maths Level 2				4			
Entry Level Functional Skills Maths Lev 1				2			
Entry Level Functional Skills Maths Lev 2				1			
Entry Level Functional Skills Maths Lev 3				6			
Science BTEC	1		4	11			1
Sport BTEC			1	2			8
I Media				3	3	1	
Food and Cookery NCFE			1	5			
Creative Craft NCFE				4			
Employability Certificate				13			
Employability Ex Certificate				3			
Employability Ex Award				2			

Subjects Progress based on Progress 8 estimate

The tables below show the number of pupils in this cohort who achieved their FFT target. FFT (Fisher Family Trust) bases estimates on each individual's attainment at the end of KS2 as well as, gender and month of birth. As an example, for English language below, 3 pupils were expected to achieve a GCSE 3 (P8 estimate) with 2 achieving this and 1 exceeding by gaining a 4, hence the 2 and 1 in the green cells. Estimates can only be made for those with KS2 data, so those without this data are still represented, but there are no green cells to show FFT targets.

English Language GCSE

P 8 Estimate	U	1	2	3	4	5	6	% Expect Progress
5				1				0
4				2				0
3				2	1			100
2			2					100
No Ks2			1					

English Literature GCSE

P 8 Estimate	U	1	2	3	4	5	% Expect Progress
5						1	100
4						1	100
3					1	1	100
2							-
No Ks2							

Maths GCSE

P 8 Estimate	U	1	2	3	4	5	6	% Expect Progress
5					1			100
4			1	1		1		33
3			2	2			1	50
2		2	3	2	1			75
No Ks2								

Art GCSE

P 8 Estimate	U	2	3	4	5	6	% Expect Progress
5						1	100
4							-
3			1		1		100
2					3		100
No Ks2							

Physics GCSE

P 8 Estimate	U	2	3	4	5	6	7	% Expect Progress
4								-
3					1			100
2								-

Science BTEC

P 8 Estimate	U	L1P	L2P	L2M	L2D	% Expect Progress
5				1		100
4			2			100
3			3	1	1	100
2			7	1		100
No Ks2		1				

Sport BTEC

P 8 Estimate	U	L1P	L2P	L2M	L2D	% Expect Progress
5						-
4		2				0
3		1		1		100
2		5	2			100
No Ks2						

Ocr I Media

P 8 Estimate	U	L1P	L1M	L1D	L2P	L2M	L2D	% Expect Progress
5					1			0
4				1				0
3			1		2			100
2				2				100
No Ks2								

Employability City and Guilds

P 8 Estimate	U	L1P	L2P	% Expect Progress
5			1	100
4			3	100
3			5	100
2			9	100
No Ks2			1	

Food and Cookery NCFE

P 8 Estimate	U	L1P	L1M	L1D	L2P	L2M	L2D	% Expect Progress
4					2	1		100
3					1			100
2					1			100
No Ks2					1			

Creative Craft NCFE

P 8 Estimate	U	L1P	L2P	% Expect Progress
3			2	100
2			4	100
No Ks2				-

Functional Skill English highest Level 1 and Level 2

P 8 Estimate	U	L1P	L2P	% Expect Progress
5			1	100
4		1	1	50
3		4	2	100
2		8		100
No Ks2				

Functional Skill Maths highest Level 1 and Level 2

P 8 Estimate	U	L1P	L2P	% Expect Progress
5			1	100
4		1	1	50
3		2	1	100
2		4	1	100
No Ks2				

The results above demonstrate excellent progress with 100% of pupils achieving, or even exceeding, their FFT estimates in GCSE English literature (improvement on 2023), GCSE Art, GCSE Physics, science, employability, craft and food and cookery. When contextualising the GCSE English language results, it shows that despite only 1 GCSE 4 being achieved, 5 pupils met , or even exceeded their target, compared to only 1 pupil in 2023. With all of the vocational subjects, it is very encouraging to see the number of level 2 PASS qualifications being achieved, bearing in mind that these are equivalent to a GCSE 4.