



Believe Strive Achieve



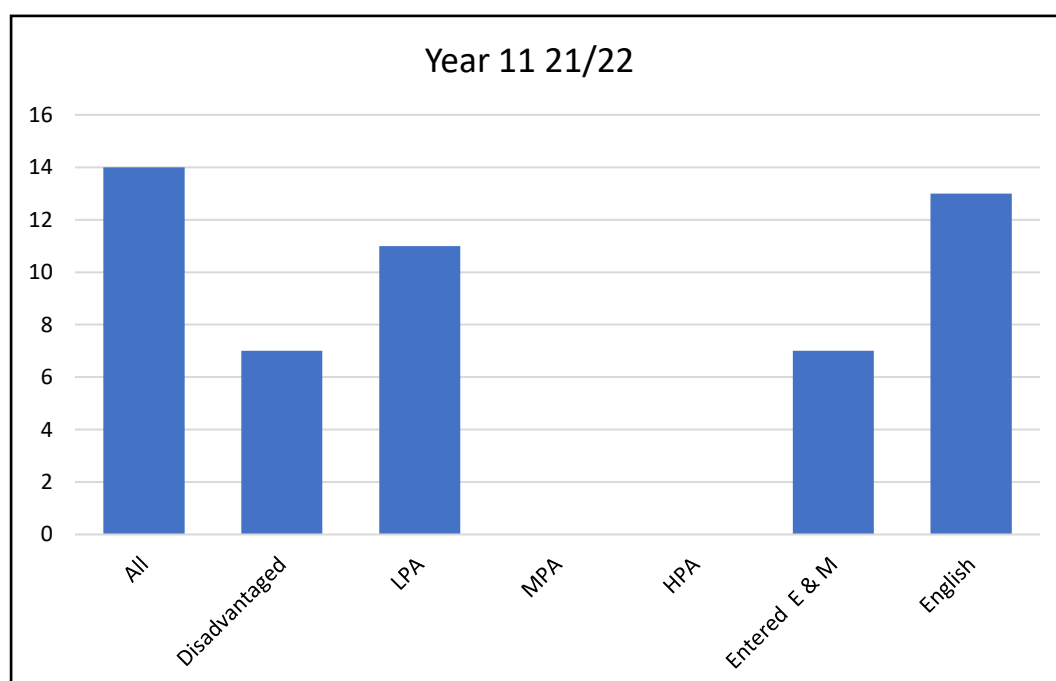
# Examinations Review 2022

## Contents

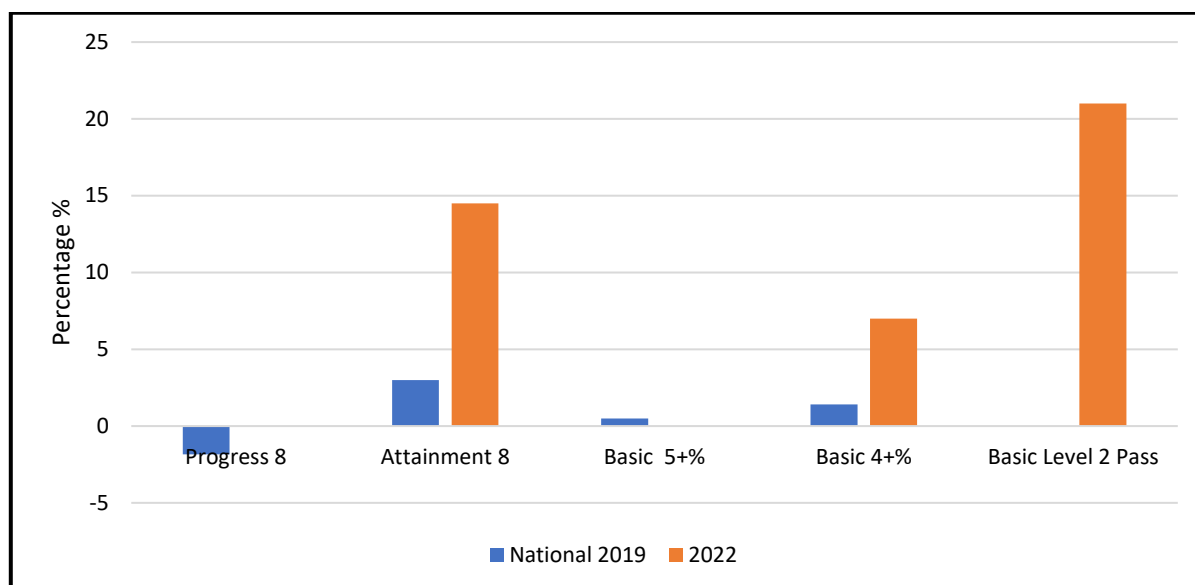
Cohort	Page 2
Examinations Headlines	Page 3
Number of pupils achieving Level 1 and 2 Passes	Page 4
Three Year Trend	Page 5
Vulnerable Groups	Page 6
Subject Grades	Page 7
Subjects Progress	Page 8

## Cohort

	2020	2021	2022
All	17	14	14
Disadvantaged (Pupil Premium)	12	8	7
Low Prior Attaining (LPA) (Key stage <100)	6	10	13
Mid Prior Attainment (MPA) (Key stage 100-110)	7	3	0
High Prior Attainment (HPA) (Key stage 2 >110)	3	0	0
Entered for GCSE English and Maths	11	13	7
English first Language	17	14	13



## Examinations Headlines



Hailey Hall’s achievement is extremely good due to quality of teaching learning in the school. We provide excellent interventions as and when identified by the team as being necessary to support individuals in their progress and achievement.

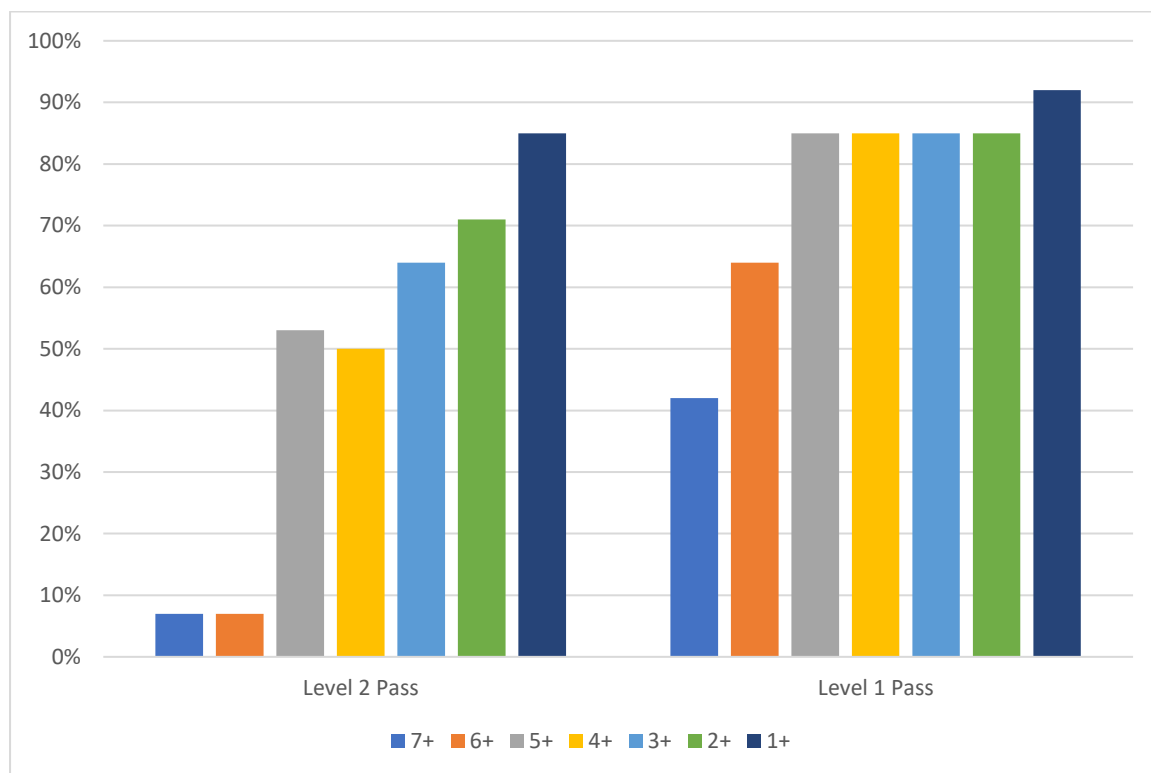
- The average attainment 8 score for our pupils was 14.5 points **COMPARED TO 3 NATIONALLY FOR SIMILAR PUPILS IN 2019. WE ARE STILL WAITING FOR 2022 DATA TO BE PUBLISHED**
- In 2022 7% of pupils achieved 4 or above grades in both English and Mathematics **COMPARED TO 1.2% FOR SIMILAR PUPILS NATIONALLY IN 2019**
- We are still waiting for Progress 8 data to be published

Subgroup	Count	Progress 8	Attainment 8	Basic * 5+ %	Basic* 4+%	Basic Level 2
2019 National State Funder Special School*	N/A	-1.84	3	0.5	1.2	TBC
Hailey Hall 2022	14	TBC	14.5	0	7%	21%

\*The Basic 4+ figure is the percentage of pupils who achieved above a grade 4 in Maths and in English. The English can be in either English Language or Literature.

\*2019 National State Funder Special School, Boys <https://www.gov.uk/government/statistics/key-stage-4-performance-2019-revised>

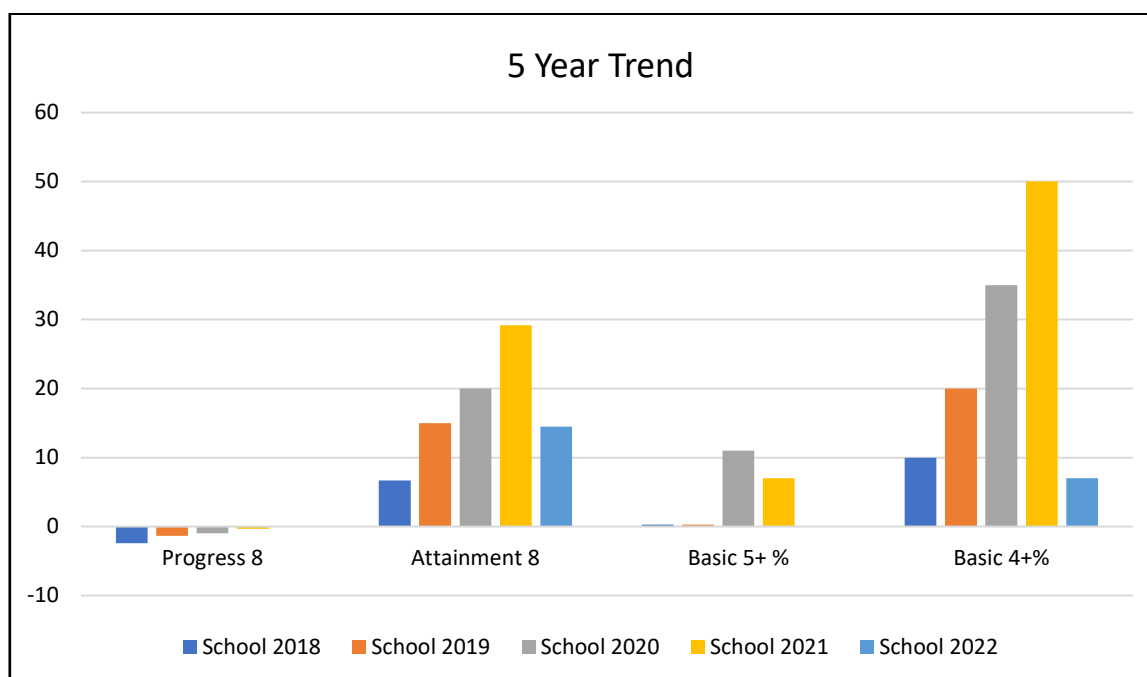
## Number of pupils achieving Level 1 and 2 Passes



	Total	7+	6+	5+	4+	3+	2+	1+
Level 2 Pass	14	1 (7%)	1 (7%)	5 (35%)	7 (50%)	9 (64%)	10 (71%)	12 (85%)
Level 1 Pass	14	6 (42%)	9 (64%)	12 (85%)	12 (85%)	12 (85%)	12 (85%)	13 (92%)

A level 2 is either a GCSE 4 or above or a BTEC Level 2 pass. A Level 1 pass is grade 1 – 3 in a GCSE or a Level 1 pass for BTEC courses.

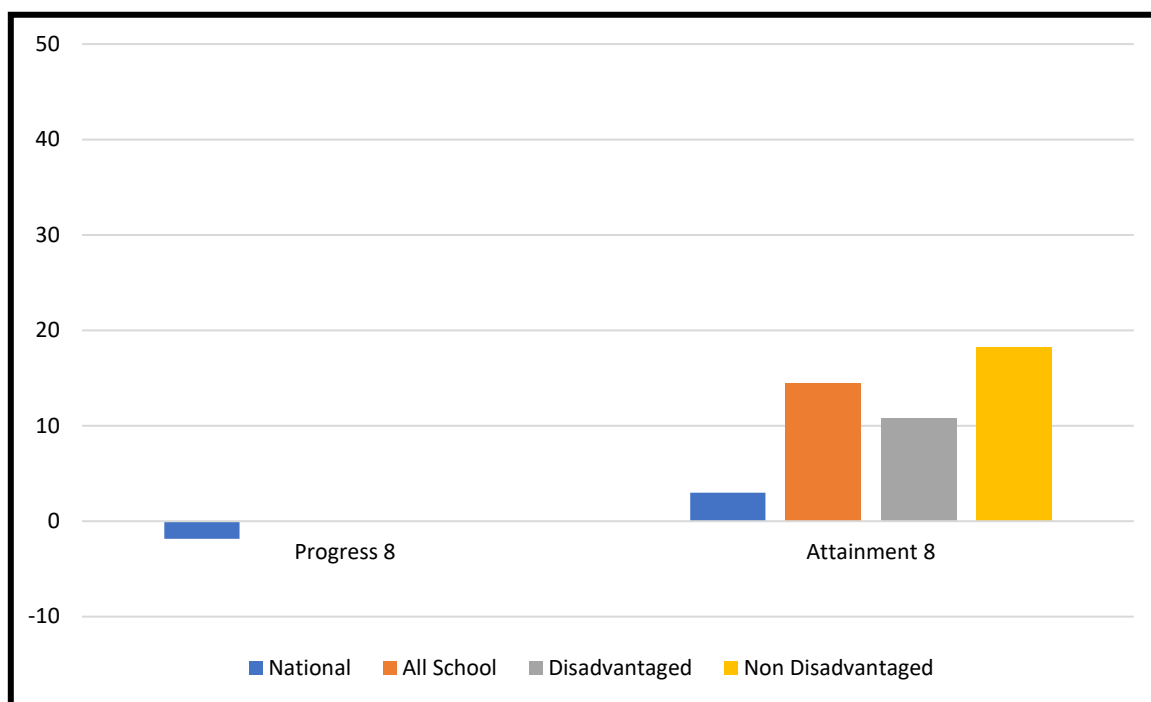
## Five Year Trend



- The average attainment 8 score for our pupils was 14.5 points **COMPARED TO 15 POINTS IN 2019.**
- In 2022 7% of pupils achieved 4 or above grades in both English and Mathematics **COMPARED TO 20% IN 2019.**
- We are still waiting for Progress 8 data to be published to be able to make any comparisons.

Subgroup	Count	Progress 8	Attainment 8	Basic 5+ %	Basic 4+%
School 2022	14	TBC	14.5	0	7
School 2021	14	-0.31	29.17	7	50
School 2020	17	-0.96	20	11	35
School 2019	8	-1.33	15	0	20
School 2018	10	-2.39	6.7	0	10

## Vulnerable Groups



Hailey Hall supports disadvantaged pupils by providing additional intervention and support.


- The average attainment 8 score for our disadvantaged pupils was 10.75 points **COMPARED TO 3 POINTS NATIONALLY IN 2019**
- We are still waiting for Progress 8 data to be published to be able to make any comparisons.

Subgroup	Count	Progress 8	Nat* 2019	Attainment 8	Nat* 2019
All School	14	TBC	-1.84	14.5	3
Disadvantaged (PP)	7	TBC	-1.87	10.75	3
Non Disadvantaged (Non PP)	7	TBC	-1.68	18.25	3
Low Prior Attaining	13	TBC	-	14.75	-
Mid Prior Attainment	0	TBC	-	-	-
High Prior Attainment	0	TBC	-	-	-
Entered for GCSE English and Maths	7	TBC	-	20.9	-

\*2019 National State Funder Special School, Boys <https://www.gov.uk/government/statistics/key-stage-4-performance-2019-revised>

## Subject Grades

	7	6	5	4	3	2	1	U
English Language GCSE					4	1	1	1
English Literature GCSE				1	2		1	1
Mathematics GCSE				3		4	1	
Art GCSE		2	1	2				



	Level 2 Distinction	Level 2 Merit	Level 2 Pass	Level 1 Merit	Level 1 Pass	U
Functional Skills English			7		5	1
Functional Skills Maths					1	1
Number and Measure BTEC Level 1					8	1
Science BTEC			7		5	
Sport BTEC			4		4	
Music BTEC					4	2
ICT						
Food and Cookery NCFE			4			
Creative Craft NCFE			4			
Employability			11			1

	L3	L2	L1	U
Entry Level Functional Skills Maths	3	1	2	1

## Subjects Progress (FFT Estimate based on KS2 against Key Stage 4 grade)

The tables below show the number of pupils in this cohort who achieved their FFT target. FFT (Fisher Family Trust) base estimates on each individuals attainment at the end of KS2 as well as, gender and month of birth.

As an example, for English language below, 5 pupils had an FFT estimate of a GCSE 3, with 2 achieving this, hence the number in the green cell.

### GCSE

#### English Language

FFT Estimate	U	1	2	3	4	5	% Expect Progress
5							
4				1			0%
3	1	1	1	2			40%
2							

#### English Literature

FFT Estimate	U	1	2	3	4	5	% Expect Progress
5							
4							
3	1	1		1	1		50%
2							

#### Maths

FFT Estimate	U	1	2	3	4	5	% Expect Progress
5			1				0%
4							
3		1	1				0%
2			2		2		100%

#### Art

FFT Estimate	U	2	3	4	5	6	% Expect Progress
4							
3				2	1	2	100%
2							

In the GCSE subjects above, we can see that for English language 40% of pupils achieved their FFT target. In English literature, 50% achieved their FFT target and is very encouraging is 1 pupil going beyond their FFT target and achieving a 4, where their target was a 3. It is also worth noting that despite there being no pass grades (4+) in English, the table on page 7 shows 7 pupils (50% of the cohort) achieved a level 2 PASS for functional skills in English, which is equivalent to a GCSE 4.

In maths, 100% of pupils achieved their target of a 2 and again, 2 pupils far exceeded this target by achieving 4's where their target was a 2.



Art results were excellent with all pupils exceeding their FFT target. As shown above, 2 pupils achieved a 4, 1 pupil achieved a 5, and 2 pupils achieved a 6. All had an FFT target of 3, which demonstrates outstanding attainment and progress in art.

### Vocational Qualifications

#### Science BTEC

FFT Estimate	U	L1P	L2P	% Expect Progress
4			1	100%
3	1		6	85%
2		3		100%

#### Sport BTEC

FFT Estimate	U	L1P	L2P	% Expect Progress
4			1	100%
3		2	2	100%
2		2		100%

#### Music BTEC

FFT Estimate	U	L1P	L2P	% Expect Progress
4		2		0
3	1			0
2	1	2		66%

#### Employability BTEC

FFT Estimate	U	L1P	L2P	% Expect Progress
4			1	100%
3	1		6	86%
2			3	100%

#### Food and cookery

FFT Estimate	U	L1P	L2P	% Expect Progress
4			1	100%
3			2	100%
2			1	100%

#### Creative Craft

FFT Estimate	U	L1P	L2P	% Expect Progress
4				
3			3	100%
2			1	100%

The results above demonstrate excellent progress with 100% of pupils achieving, or even exceeding, their FFT estimates in Sport, Food and Cookery and Creative Craft. It is very encouraging to see extremely high percentages of pupils achieving or exceeding in Science and Employability.

With all of the vocational subjects, it is very encouraging to see the number of level 2 PASS qualifications being achieved, bearing in mind that these are equivalent to a GCSE 4.