



Believe Strive Achieve



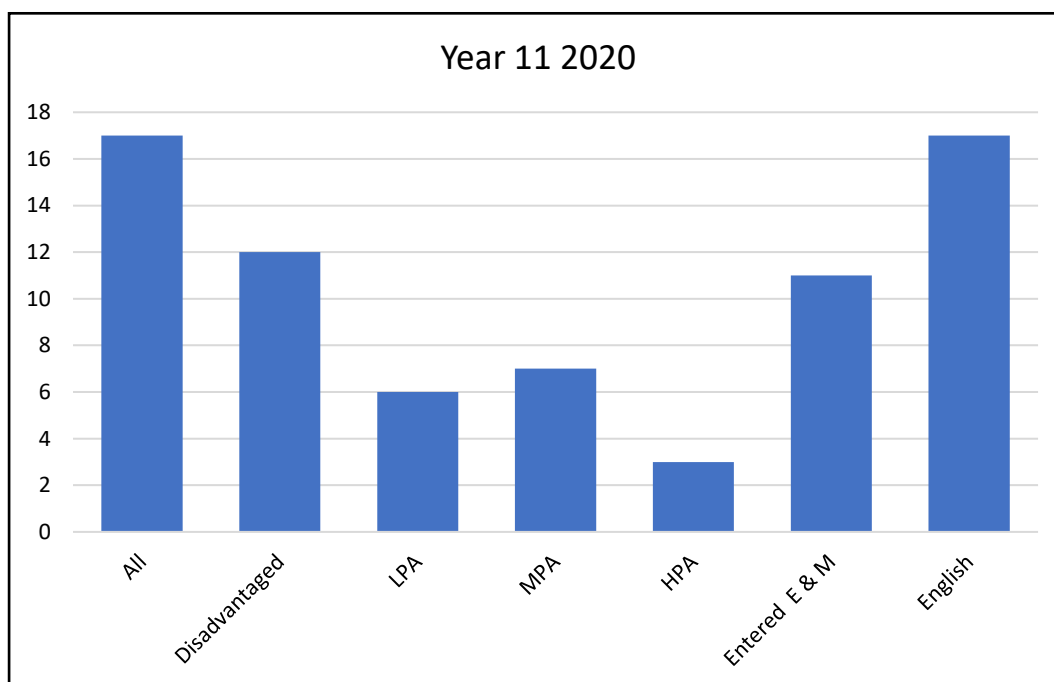
Achievement Data 2020

Contents

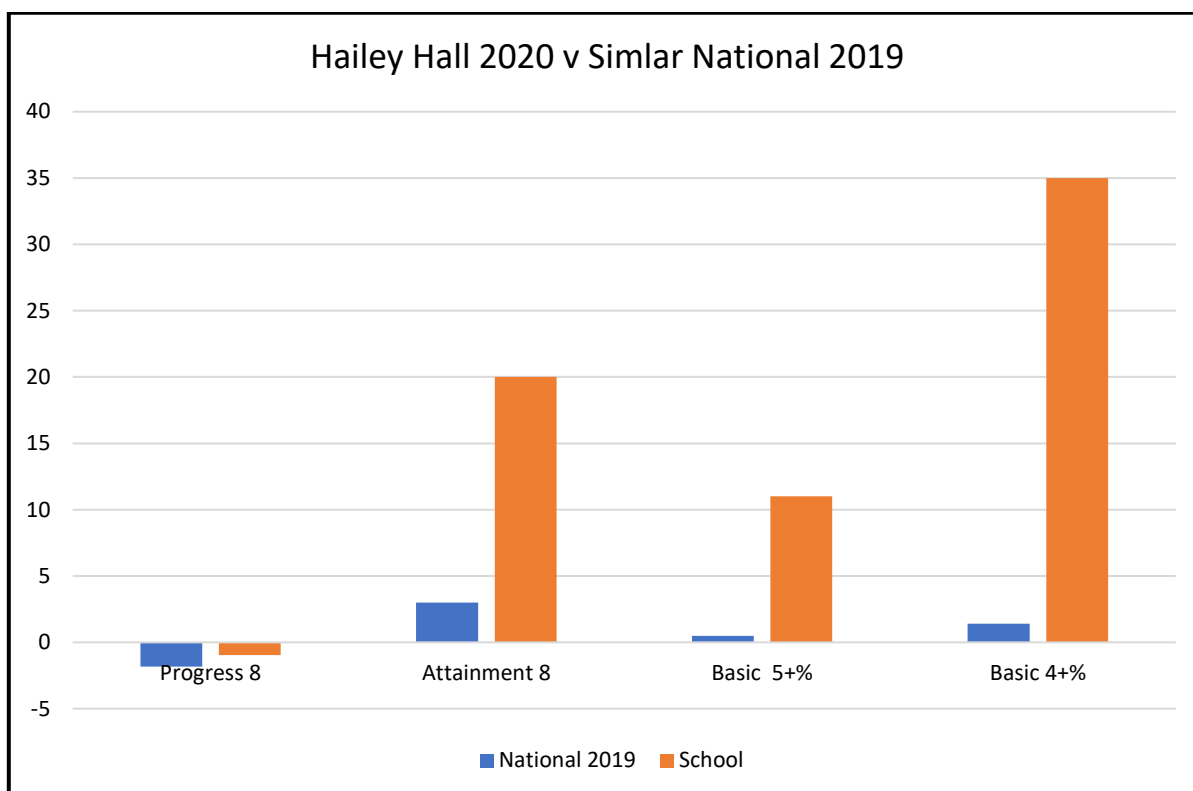
Cohort	Page 2
Examinations Headlines	Page 3
Three Year Trend	Page 4
Vulnerable Groups	Page 5
Subject Grades	Page 6
Subjects Progress	Page 7
Data Captures	Page 8
Destinations	Page 8

Cohort Summer 2020

	Count
All	17
Disadvantaged (Pupil Premium)	12
Low Prior Attaining (Key stage 2 Level 3)	6
Mid Prior Attainment (Key stage 2 Level 4)	7
High Prior Attainment (Key stage 2 Level 5)	3
Entered for GCSE English and Maths	11
English first Language	17



Examinations Headlines



Hailey Hall's achievement is extremely good, which is largely due to high quality of teaching learning in the school. We provide excellent interventions as and when identified by the team as being necessary to support individuals in their progress and achievement.

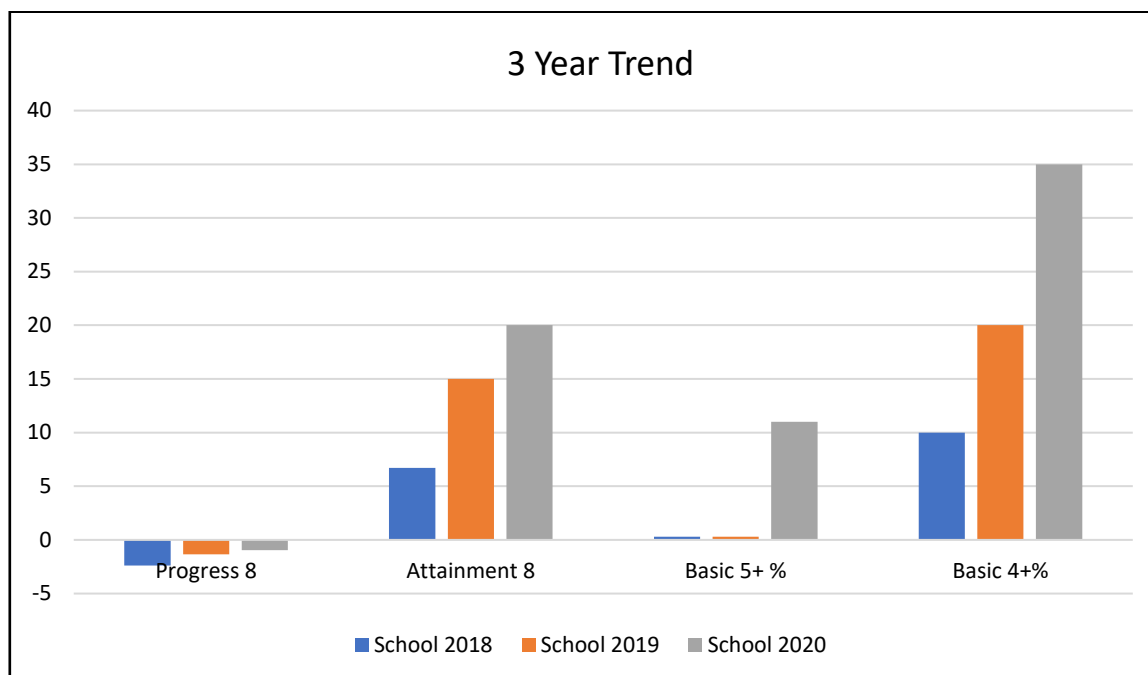
- The average attainment 8 score for our pupils was 20 points **COMPARED TO 3 NATIONALLY FOR SIMILAR PUPILS.**
- Our Progress 8 figure was -0.96 **COMPARED TO -1.84 FOR SIMILAR PUPILS NATIONALLY.**
- In 2020 35% of pupils achieved 4 or above grades in both English and Mathematics **COMPARED TO 1.2% FOR SIMILAR PUPILS NATIONALLY.**

Subgroup	Count	Progress 8	Attainment 8	Basic * 5+ %	Basic* 4+%
2019 National State Funder Special School*	N/A	-1.84	3	0.5	1.2
Hailey Hall	17	-0.96	20	11	35

*The Basic 4+ figure is the percentage of pupils who achieved above a grade 4 in Maths and in English. The English can be in either English Language or Literature.

*2019 National State Funder Special School, Boys <https://www.gov.uk/government/statistics/key-stage-4-performance-2019-revised>

Three Year Trend

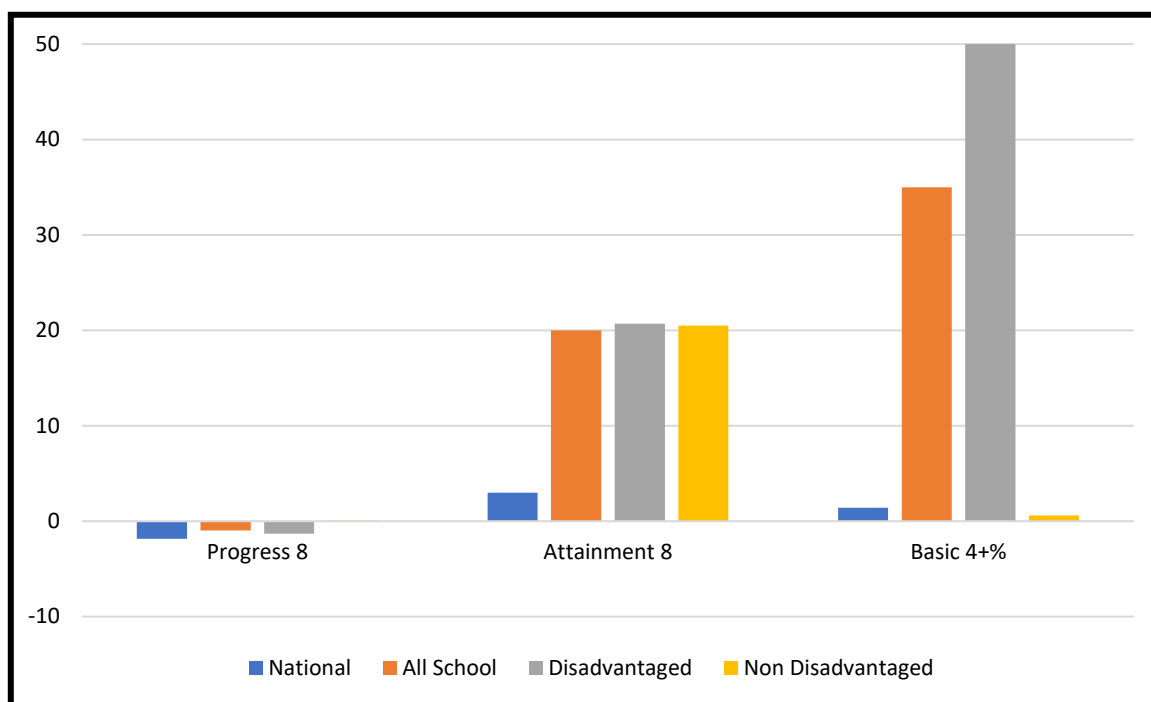


Hailey Hall’s achievement has improved over the last three years.

- The average attainment 8 score for our pupils was 20 points **COMPARED TO 15 POINTS IN 2019 AND 6.7 IN 2018.**
- Our Progress 8 figure was -0.96 **COMPARED TO -1.33 IN 2019 AND -2.39 IN 2018.**
- In 2020 35% of pupils achieved 4 or above grades in both English and Mathematics **COMPARED TO 20% IN 2019 AND 10% IN 2018.**

Subgroup	Count	Progress 8	Attainment 8	Basic 5+ %	Basic 4+%
School 2020	17	-0.96	20	11	35
School 2019	8	-1.33	15	0	20
School 2018	10	-2.39	6.7	0	10

Vulnerable Groups



Hailey Hall supports disadvantaged pupils (Pupil Premium PP) by providing additional interventions and support.


- The average attainment 8 score for our disadvantaged pupils was 20.7 points **COMPARED TO 3 POINTS NATIONALLY.**
- Our Progress 8 figure for our disadvantaged pupils was -1.3 **COMPARED TO -1.84 POINTS NATIONALLY.**
- In 2020 50% of disadvantaged pupils achieved 4 or above grades in both English and Mathematics **COMPARED TO THE NATIONAL OF 1%.**

Subgroup	Count	Progress 8	Nat* 2019	Attainment 8	Nat* 2019	Basic 5+ %	Basic* 4+%	Nat 2019
All School	17	-0.96	-1.84	20	3	11	35	1.4
Disadvantaged (PP)	12	-1.3	-1.87	20.7	3	24	50	1
Non Disadvantaged (Non PP)	5	0.06	-1.68	20.5	3	0	0	2
Low Prior Attaining	6	-0.6	-	12	-	0	0	-
Mid Prior Attainment	7	-1	-	23	-	0	42	-
Hight Prior Attainment	3	-1.5	-	35	-	67	100	-
Entered for GCSE English and Maths	11	-0.65	-	29	-	18	54	-

*2019 National State Funder Special School, Boys <https://www.gov.uk/government/statistics/key-stage-4-performance-2019-revised>

Subject Grades

	9	8	7	6	5	4	3	2	1	U
English Language GCSE				1	3	4	3			
English Literature GCSE				1	3	4	3			
Mathematics GCSE		1			3	2	4	1		
Art GCSE				1	3	1		1		



	Level 2 Distinction *	Level 2 Distinction	Level 2 Merit	Level 2 Pass	Level 1 Pass	U
Science BTEC			2	9	1	
Sport BTEC			3	7		
Music BTEC	1		1		3	
ICT			1	1		
Food and Cookery NCFE				7		
Creative Craft NCFE				6		
Number and Measure BTEC Level 1					2	2
Algebra BTEC Level 2				3		
Mathematics Functional Skills Entry Level 2				2		
Mathematics Functional Skills Entry Level 3				3		
Mathematics Functional Skills Level 1					5	
English Functional Skills Level 1					2	